

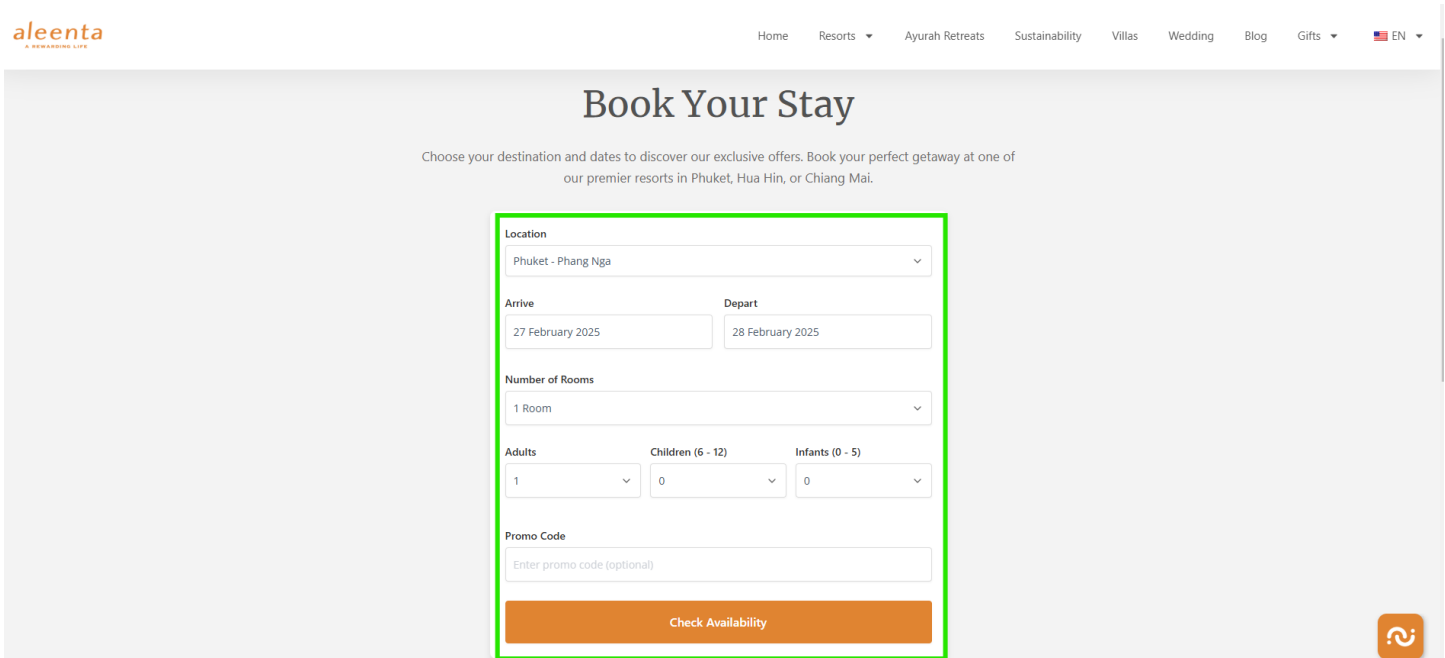
## How to : Register Account and Get Travel Agency Rate

### Visit our Website:

- Go to the booking engine website : <https://www.aleenta.com/booking/>

### Search for Resorts:

- In the search bar, enter the destination, check-in and check-out dates, and the number of guests.
- Click on the **"Check Availability"** button.

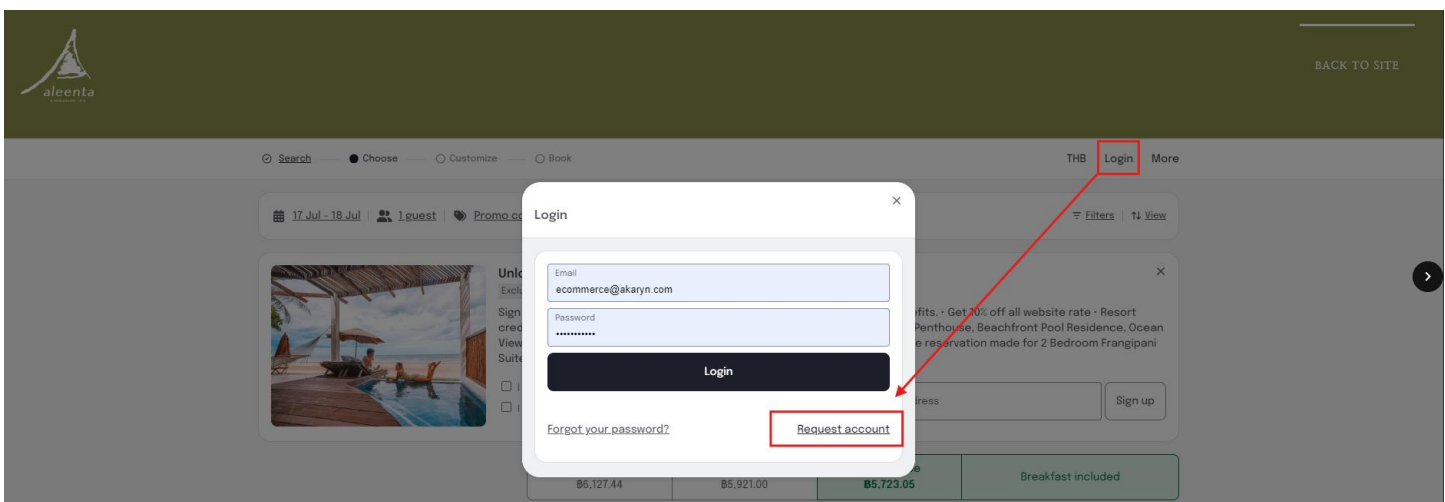


The screenshot shows the Aleenta website's booking engine. The header includes the Aleenta logo and navigation links: Home, Resorts, Ayurah Retreats, Sustainability, Villas, Wedding, Blog, Gifts, and a language selector (EN). The main heading is "Book Your Stay" with a subtext: "Choose your destination and dates to discover our exclusive offers. Book your perfect getaway at one of our premier resorts in Phuket, Hua Hin, or Chiang Mai." The search form is highlighted with a green border and contains the following fields:

- Location:** A dropdown menu with "Phuket - Phang Nga" selected.
- Arrive:** A date field with "27 February 2025" entered.
- Depart:** A date field with "28 February 2025" entered.
- Number of Rooms:** A dropdown menu with "1 Room" selected.
- Adults:** A dropdown menu with "1" selected.
- Children (6 - 12):** A dropdown menu with "0" selected.
- Infants (0 - 5):** A dropdown menu with "0" selected.
- Promo Code:** A text input field with the placeholder "Enter promo code (optional)".
- Check Availability:** An orange button at the bottom of the form.

### Register an account as Travel Agent :

- On the top right side, you will see the **"Login" tab > "Request account"**




The screenshot shows the Aleenta website's login and registration process. The header includes the Aleenta logo and a "BACK TO SITE" link. The main navigation bar includes "Search", "Choose", "Customize", and "Book". The "Login" tab is highlighted with a red box. A modal window is open, showing the login form with the following fields:

- Email:** A text input field with "ecommerce@akaryn.com" entered.
- Password:** A text input field with "\*\*\*\*\*" entered.
- Login:** A black button.
- Forgot your password?:** A link.
- Request account:** A link highlighted with a red box.

- Submit all in formations > **Fill out Company / Agent name (with IATA number)**

- **After submission:** You will get the email of Account request > **Get the Confirmation email once it's activated.**



- **Once log-into account :** Enjoy 10% commission on any public retail rate